



EXERCISES
FOR INJURIES

YOUR TRUSTED SOURCE FOR PAIN-FREE LIVING



6

BEST NATURAL

**PAIN =
RELIEVING**

SUPPLEMENTS FOR YOUR JOINTS

An ExerciseForInjuries.com Publication

Title:

6 Best Natural Pain-Relieving Supplements for Your Joints

Edition:

1st Edition (March 2018)

Authors:

Kaselj, Rick

Keywords:

Joint Pain, Pain-Relief, Supplements

All rights reserved, except for use in a review. The reproduction or use of the content from this book in any form (electronic, mechanical, or other) is prohibited. Photocopying or scanning any information into a storage or retrieval system is forbidden without the written permission of the publisher and author.

Published by:**RK Exercises For Injuries**

Suite #2289 - 3151 Lakeshore Rd
Kelowna, BC V1W 3S9
Canada

E-mail: support@ExercisesForInjuries.com

Webpage: www.ExercisesForInjuries.com

Phone: (888) 291-2430

Fax: (888) 291-2430

Disclaimer

6 Best Natural Pain-Relieving Supplements for Your Joints is primarily an educational resource and is not intended to take the place of the advice and recommendations of a physician. If you suspect you might have a health problem, please seek the services of a physician or healthcare professional.

The author has checked with sources believed to be reliable in his effort to provide information that is complete and generally in accord with the standards accepted at the time of publication. The information was accurate to the best of his knowledge. It is presented AS IS.

However, health nutrition is an ever-changing science. As new research and clinical experience broaden our knowledge, changes in diet and nutrition prescriptions are inevitable. In view of the possibility of human error or changes in health nutrition, neither the author nor any other party who has been involved in the preparation or publication of this work warrants that the information contained herein is in every respect accurate or complete, and they are not responsible for any errors or omissions or for the results obtained from the use of such information. Readers are encouraged to confirm the information contained herein with other sources.

Legal Notice

Feel free to take your personal printed copy and share it with your family, friends and colleagues. Everyone's health will improve if we all learn and educate each other on how to maintain a healthy and active lifestyle.

If you received this as an e-book, please do not forward it on. Writing is how I make a living. Unauthorized distribution constitutes theft of my intellectual property. This will lead to felony charges, fines, possible prison time and bad karma. Just to be clear, you may NOT edit this document, extract from it, change the contents or offer it for sale in any way shape or form.

Any trademarks used in this book are the property of their respective owners.



Preface

Thank you for supporting one of my dreams!

I have always dreamed of being a writer. The book you are reading is one of those writing dreams coming true. I hope you take from it as much as I have gotten out of its research and production.

Pass this Book On

Feel free to take your personal printed copy and share it with your family, friends and colleagues. Everyone's health will improve if we all learn and educate each other on how to maintain a healthy and active lifestyle. If you received this as an e-book, please do not forward it on. Writing is how I make a living. Unauthorized distribution constitutes theft of my intellectual property.

Guarantee

My passion is to help people achieve a healthy and happy life. If this book does not help you, does not meet your expectations or is not of value to you, I will give you your money back. Please contact me via e-mail at support@ExercisesForInjuries.com and I will refund your money.

Contact Me

Please let me know what you think of this book. Visit www.ExercisesForInjuries.com or e-mail me at support@ExercisesForInjuries.com. Your feedback and ideas will help with the content of future editions and books.

Rick Kasey

6 Best Natural Pain-Relieving Supplements for Your Joints

The Arthritis Foundation says that more than 50 million adults suffer with arthritis. That's one in five people.

No wonder arthritis is the number-one cause of disability, and it's not getting any better. The Centers for Disease Control and Prevention (CDC) predicts that by the year 2040, about 78 million adults will have doctor-diagnosed arthritis.



Common treatments include over-the-counter pain medications, ointments, biologic drugs, and corticosteroids, as well as physical therapy and joint replacement surgery. Pain medications have side effects, though, and ointments can only do so much. Most want to put off surgery for as long as possible, and wonder...is there another alternative?

Fortunately, there are some natural supplements that have shown in scientific studies to be effective against joint pain and degradation. We've got the top six here.

1. Green-Lipped Mussel

The green-lipped mussel is a type of shellfish from New Zealand. Shellfish in general are rich in omega-3 fatty acids, which help reduce inflammation. You may have heard that taking fish oil is a good idea if you have arthritis, but studies suggest that *Perna canaliculus*, the extract from green-lipped mussels, may be even more effective. In a 2011 study, for instance, researchers gave patients with arthritis fish oil or green-lipped mussel extract. They then gathered data after four, eight, and 12 weeks of treatment. Results showed that patients treated with *Perna canaliculus* showed a statistically significant improvement of both pain and quality of life. Better yet, they experienced no side effects.



Patients taking the fish oil, on the other hand, showed significantly less improvement and a greater level of physical discomfort caused by side effects.

“Given the potential side effects, large dosages needed and long duration required for fish oil,” the researchers wrote, “practitioners could consider stabilized Perna canaliculus oil as a safer and faster acting first-line medication for patients who suffer from osteoarthritis.”

Other studies have shown similar results and have found that this extract can help ease stomach discomfort. This is a big plus, as many patients with arthritis take medications that can cause stomach upset.

In 2012, researchers reported that green-lipped mussel significantly improved knee joint pain, stiffness, and mobility, and that it also significantly improved gastrointestinal symptoms by 49 percent in arthritis patients.

Scientists aren’t sure why the extract works, but they believe that the anti-inflammatory action works to improve joint pain. The extract is also a rich source of glycoaminoglycans—including chondroitin sulfate, which has long been used in natural joint relief. (See #2.)

Even more good news: The New Zealand green-lipped mussel has been ranked among the top eco-friendly seafoods, according to the Blue Ocean Institute.

The commonly recommended dose for easing arthritis pain is between 1,050 and 2,100 mg daily of the freeze-dried powder, or 210 mg daily of the lipid extract.

2. Chondroitin Sulfate

This supplement is already included in many joint products, and for good reason. It’s a natural substance that’s a major component of cartilage. It also helps build connective tissues that support joints, and it is involved in joint lubrication.

For supplements, chondroitin is made from either the cartilage of animals, or in the laboratory. The laboratory-made version is made of chondroitin and mineral salts that help improve absorption.

As we age, the body’s production of chondroitin starts to slow, so it makes sense that replenishing it might help. Studies have found this to be true. The Mayo Clinic states that chondroitin is most often used to treat osteoarthritis, particularly of the knee. The Arthritis Foundation states that it seems to enhance the “shock-absorbing” properties of collagen and protect cartilage from breakdown. When used together with glucosamine (see #3), it may actually reverse cartilage loss.

The largest study on chondroitin sulfate was published in 2006, involving 1,600 people with knee osteoarthritis. Those treated with glucosamine and chondroitin experienced significant pain relief. In a later 2010 study, the combination supplement was found to be just as effective as the prescription painkiller Celebrex (celecoxib).

The commonly recommended dose of chondroitin for joint pain is 1,200 mg daily, broken up into three servings of 400 mg each.

3. Glucosamine

Often used together with chondroitin, glucosamine is another natural component of cartilage and lubricating joint fluid. Again, the idea is that by replenishing glucosamine, the joints will have the nutrients they need to stay healthy, or to help repair themselves.

Glucosamine in supplements comes from either the shells of shellfish or can be man-made in the laboratory. One of the most commonly used in supplements is the laboratory form “glucosamine sulfate,” which has shown in studies to help reduce inflammation and to help regenerate cartilage.



The Mayo Clinic states that evidence supports the use of glucosamine sulfate to treat knee osteoarthritis. In 2015, for example, researchers compared a combined glucosamine and chondroitin supplement with celecoxib in about 600 patients with knee osteoarthritis. Patients received either 400 mg chondroitin sulfate plus 500 mg glucosamine three times a day, or 200 mg celecoxib every day for six months.

At the end of the study period, researchers concluded that the two treatments were comparable in reducing pain, stiffness, joint swelling, and functional limitations. A large review of 54 studies involving 16,427 people published the same year also reported that the combination supplement along with celecoxib were all more effective than

placebo in relieving the pain of arthritis as well as in improving daily function.

Other studies have shown mixed results. In 2006, for example, researchers published what is referred to as the “GAIT” study, which concluded that the combination of glucosamine and chondroitin did not reduce pain effectively in patients with knee arthritis. Further analysis, however, did show that the supplement “may be effective in the subgroup of patients with moderate-to-severe knee pain.” Researchers also suggested that more research was needed, since the study size was fairly small (about 1,600 participants).

A later 2010 study analysis of 10 trials including about 3,800 patients also concluded that the two natural ingredients did not reduce joint pain.

These studies were both before the 2015 study mentioned above, however, and researchers in that study acknowledged the findings. “In recent years,” they wrote, “changes in attitudes about the use of glucosamine and chondroitin in the treatment of OA [osteoarthritis] have been witnessed... based on the research findings of the present study, we... strongly recommend

that the future guidelines should reconsider the use of glucosamine and chondroitin for the treatment of knee OA.”

At this point, we still have strong evidence that these two supplements can help relieve symptoms and preserve joint function. The best joint supplement is likely to include these ingredients as well as others, like green-lipped mussel, to increase the odds of pain relief and improved function. The common dose of glucosamine is 500 mg three times a day.

4. MSM (Methylsulfonylmethane)

MSM is a chemical found in fresh raw foods like fruits, vegetables, and meat. It is a good source of sulfur, a mineral that we need for a number of different bodily functions. In fact, some believe that its effectiveness in arthritis may be because it helps treat a sulfur deficiency, but it also seems to help encourage the synthesis of collagen and prevent free-radical damage. MSM is made in the laboratory using dimethyl sulfoxide (DMSO), and DMSO is made by processing pulp, the waste product of paper-making. A number of studies on MSM have shown that it seems to decrease joint inflammation, restore collagen production, and improve mobility, particularly when combined with glucosamine.

Scientists believe MSM works by reducing inflammation and providing protective antioxidant effects. Sulfur is also important in making both collagen and glucosamine, which are both critical for healthy joints.

In 2011, researchers conducted a review of three randomized-controlled trials on MSM. Two of them showed statistically significant reduction in joint pain compared with controls. The third showed no difference. An earlier 2006 study also found that arthritis patients taking MSM twice a day for 12 weeks experienced improved symptoms of pain and physical function.

We don't have a lot of large studies on this ingredient, but those we do have show that MSM may be helpful for some people with arthritis. The typical dose is 1,500 mg per day.

5. Devil's Claw

Devil's claw (*Harpagophytum procumbens*) is a plant that grows in the desert with miniature claw-like hooks over its fruit. The root of the plant was used in traditional medicine to treat pain and skin problems.

Modern-day research shows that devil's claw is a powerful anti-inflammatory as well as an analgesic (pain reliever), and therefore effective for all types of pain, including that caused by osteoarthritis, rheumatoid arthritis, and even headaches.




According to a 2007 study review, a number of controlled trials have shown that treatment with devil's claw relieves pain and improves mobility in people with arthritis of the knee and hip, as well as those with back pain and muscle soreness. Scientists believe that it is the compound called "harpagoside" in devil's claw that is responsible for much of the anti-inflammatory action, but the root contains other anti-inflammatory compounds including antioxidants and antispasmodics.

Devil's claw also seems to have a direct effect on the COX-2 enzyme, suppressing it to reduce pain and inflammation in much the same way that over-the-counter and prescription pain relievers do. A 2000 study actually found that devil's claw provided pain relief of hip and knee arthritis equal to the European anti-inflammatory drug diacerein, and with fewer side effects. The most commonly recommended dose for pain is 2,000-2,600 mg (containing 50-60 mg of harpagoside) taken three times a day with meals. Since it may increase bile production, those at risk for gallstones are advised to avoid it.

6. Boron

Boron is a trace mineral naturally present in some foods and in the environment. Plants use it to protect plant cell walls, which is why we find it in plant-based foods. It's present in grapes, avocados, raisins, prunes, almonds, and pecans. Scientists have found that boron is an essential nutrient for people, too, because it helps contribute to bone health.

We don't need a lot of boron to be healthy, but taking a bit more has shown in some studies to help ease the symptoms of arthritis. Scientists first discovered its potential when they found that areas of the world with higher levels of boron in the soil had fewer cases of arthritis than areas that had lower levels.



Boron-rich Israel, for example, was found to have only a one percent prevalence of arthritis, whereas the U.S. had a 20 percent prevalence. People who eat boron-rich diets have also been found to be less at risk for arthritis later in life.

Other studies have shown that boron can reduce inflammation in the joints. In an Australian study, 50 percent of patients with osteoarthritis who took 6 mg of boron a day experienced improvements, compared to only 10 percent of those taking a placebo.

In another 8-week study, patients with mild-to-medium arthritis took 6 mg of boron a day, while those with more severe cases took 12 mg a day. Average pain reduction was 62.5 percent in 4 weeks and 70.8 percent in 8 weeks in the mild-to-medium group. By 8 weeks, 67 percent had stopped using their regular pain relievers.

In the severe group, average pain reduction was 47.9 percent at 4 weeks and 64.5 percent at 8 weeks, and 75 percent quit using their medications by 8 weeks.

The recommended dose is up to 6 mg of boron per day, with an upper daily limit of 13 mg.

If you want to overcome the aches and pains that have been keeping you from enjoying life, then check out Joint Complex 4000. Formulated with the best natural pain-relieving supplements for your joints.

Few things are worse than losing your freedom to move without pain..

Learn about a Faster,
Longer Lasting,
All Natural solution that's
safe and surprisingly
inexpensive so anyone can
use it at any age.

ExercisesForInjuries.com

[Click Here](#) To Learn About Our **#1** Selling Joint Complex

About Rick Kaselj, Founder of ExercisesForInjuries.com

Rick Kaselj, M.S. (Exercise Science), B.Sc. (Kinesiology), PK, CPT, CEP, CES

Hi, I'm Rick Kaselj. I create exercise programs that help people heal injuries and eliminate pain, so they can go back to living a full, active, healthy life. I've always been a fitness and exercise enthusiast, so starting in 1994, I decided to make this my career also. I started as a personal trainer, exercise therapist and kinesiologist, but quickly discovered that many of the traditional exercise and treatment programs weren't producing the results I wanted for my clients...

...so I took it upon myself to get the right knowledge, scour the medical research, and do hands-on testing, so I could ACTUALLY help my clients get better.



With the advent of the Internet, I saw a terrific opportunity to offer and deliver my programs to many more people, so they too could finally get relief from pain, heal their injuries, and get back to the lives they enjoy.

I USE RESEARCH, STUDY, AND HANDS-ON TESTING TO FIND WHAT REALLY WORKS TO HEAL INJURIES AND ELIMINATE PAIN.

I'm all about finding what works... and unfortunately, a lot of the advice out there, even from trained professionals and reputable sources... does not work!

Some of the most effective methods I've discovered for eliminating pain and healing injuries are counterintuitive... and they required diligent research, testing, and creativity to discover.

People get the best results when they follow a program that's been properly designed. The best programs include only the exercises that are necessary, instructions for how to perform them properly, the proper order in which to perform them, and instructions for what the right amount of rest is, and when to take it. Not doing all the steps, or performing them in the wrong order, or taking too little rest, or too much, can throw you off course, and sometimes even make things worse!

I've learned that understanding the CAUSE of injuries and painful conditions can help heal and prevent them. For example, most people don't realize that they're doing certain things every day that put stress and tension on certain muscles, tendons, tissues and joints, and over time, this creates chronic pain and injury. Simply becoming aware, and then making tiny adjustments, can actually result in a much higher quality of life for many people.

All of my injury and exercise programs were developed as a result of my research, study and years of hands-on testing and training:

- I've been in the fitness and rehab industry since 1994.
- I spent 6 years at University studying kinesiology, corrective exercise and therapeutic exercise, and got my Master's Degree in exercise science.

- I have 16 years of hands-on experience, working directly with clients and teaching my techniques and programs to fitness professionals, Kinesiologists, and healthcare providers.
- I've conducted thousands of personal training sessions.
- I've carefully scrutinized hundreds of relevant medical research papers.
- I'm also an author and speaker and I've given over 260 presentations to more than 5,000 fitness professionals across Canada and USA.

What My Clients and Customers Say:

“Your exercises have changed my life. I have been in constant pain for 15 years.”

Shelley Watson, Carmel, CA

“I just wanted to say thank you for providing what I needed to resolve my hip problem! After following your exercises, I went through work all day with no pain and no pain medication. Yeah!! Thanks so much for a simple answer to a problem I have been dealing with for months.”

Tracy Walker, North Carolina

“Before I used the information, I couldn’t walk normally for at least the first 15 minutes each morning. After using the program, I only have a little pain, but it eventually all got better with continued attention.”

Cher Anderson, Athens, TN

“Thank you Rick, you saved my career!”

Marco Mura, Professional Forester, Sardegna, Italy

“I used the 90 second pain relief alone and it helped relieve the pain right away and after playing sports I feel better and the pain is not as intense. I thought I would just have to retire due to the foot pain, but I now see there is hope with your program it has helped me a lot.”

Audal Acosta

Free DVD Offer

I Have a Free Gift for You... That Will Start Decreasing Your Pain Now!

Before we go any further, I want to send you some of my very best stuff FOR FREE!

It's my introductory gift to you. (I like to give value first, and be as helpful as I can upfront.)

My newest DVD is called "The Pain Hacker" and **I want you to have it for free.**

What is it? It's an extensive collection of 90-second pain fixes that you can do to start reducing the pain you have right now. On the video, I go through each technique slowly and carefully to show you exactly how to do them, so you can start reducing your pain and get back to a healthy, more active life.

I don't want to give away too much here, but...

- "The Pain Hacker" DVD contains 90-second pain fixes for shoulder, back, knee, elbow, foot, neck, wrist, hip, hand pain, and much more.
- The pain techniques in this DVD will work for you regardless of your current health condition, gender or age!
- With your free DVD, I'm also going to throw in two bonus programs that will teach you simple exercises that could radically change the way you feel, day-to-day.
- My unconventional "Pain Fixes" in your free DVD have been featured and talked about in these publications (and more).



Get your FREE DVD at:

www.ThePainHacker.com/free-DVD-2

Other Products from Rick

Heal Rotator Cuff Injuries FAST

This comprehensive toolbox of 57 rotator cuff- specific exercises is EVERYTHING you need to help your clients decrease pain, improve range of motion, and increase strength in their rotator cuffs. Here are just a few of the things you'll discover:

- Why exercises that strengthen rotator cuffs do not necessarily decrease pain and increase range of motion in your clients' shoulders
- Why you shouldn't give the same exercises to every client with rotator cuff problems
- How to PROPERLY design an exercise program for the rotator cuff (I spent an entire year researching this at university, and wrote and published a paper on it in the Canadian Journal of Kinesiology)




Learn more at: www.EffectiveRotatorCuffExercises.com

Scoliosis Secrets

In just a few weeks, your Scoliosis patients will be thanking you! This program delivers the knowledge and exercises you need to safely and effectively train or heal anyone with Scoliosis. Here are just a few samples of what you'll learn and get in this program:

- The Three 'O' medical treatments for Scoliosis, and step-by-step instructions on how to do them
- The 7 different types of Scoliosis... how to diagnose your clients... and which exercises to prescribe for each
- CLIENT HANDOUTS that you can copy and give to your clients, completely DONE FOR YOU!




Learn more at: www.EffectiveExercisesForScoliosis.com

Scapular Stabilization Secrets

This is the RESEARCH- BACKED exercise program that will finally help your clients decrease pain, improve range of motion, and increase shoulder stability. What will you learn?

- My secret weapon for healing shoulder injuries
- Why most trainers and therapists focus on the rotator cuff in a shoulder injury, when they should focus on improving the activation, endurance, and strength of the scapular muscles
- Why your Scapular Stabilization exercise program is a waste of time... unless it includes all 5 of these components



Learn more at: www.ScapularStabilizationExercises.com

Eliminate Calf Pain (Achilles Tendinitis and Tendinosis)

Do you have recurring pain in your calf? Have you been diagnosed with Achilles Tendinitis or Tendinosis? If so, my research -backed video exercise program is for you! Simple step-by-step videos take you through a specially -designed program to eradicate your calf pain, Achilles Tendinitis, and Tendinosis ONCE AND FOR ALL. You'll be back to hiking, walking and running before you know it. Here's a small sampling of what you'll learn in the program:




- QUICK START (non-exercise) techniques you can use to start melting your calf pain away RIGHT NOW
- ALL the exercises you need to eliminate your calf pain... AND I'll tell you the exercises that are commonly prescribed, but you don't need to worry about
- How to do each exercise, with slow, step-by-step instructions... the correct order you should follow... and how much rest you should take... to get the best and fastest results

Learn more at: www.AchillesTendinitisExercises.com

Eliminate Piriformis Syndrome

The step-by-step exercise program that ANYONE can do... that heals your Piriformis Syndrome, and allows you to: take long walks again, watch entire movies without getting up, easily lift your child... all without any pain. Here are just a few samples of what you'll learn and get in this program:



- Why you need to do more than just strengthen your core to eliminate your Piriformis Syndrome
- How to start decreasing your pain IMMEDIATELY, WITHOUT ANY EXERCISE
- These stretches and exercises are making your Piriformis Syndrome WORSE

Learn more at: www.PiriformisSyndromeSolution.com/end-piriformis-pain

Fixing Tight Hip Flexors

This video program has 35 exercises and other techniques designed to help you overcome painfully Tight Hip Flexors... without expensive appointments, drugs, or surgery. You'll be back to walking, running, and creating fun memories with your friends and family in just a few weeks! Here's a small sampling of what you'll learn in the program:




- THE SINGLE MOST IMPORTANT movement you need to do in order to overcome your Tight Hip Flexors (it's Component #8 in the program)
- Why it's important to decrease stress and tension in your knee, in order to fix your tight hip flexors... and how to do it properly
- The 8 CRITICAL COMPONENTS that must be included in any effective program for fixing Tight Hip Flexors (these components come from 16 years of hands-on experience and careful scrutiny of 30 separate medical research papers)

Learn more at: www.FixingTightHipFlexors.com

Heal Back Pain (Gluteus Medius Strength Program)

This exercise program **ELIMINATES BACK PAIN** by strengthening your Gluteus Medius. The Gluteus Medius is often ignored, but when properly exercised and strengthened, it can stabilize your pelvis and decrease stress on your back, which eliminates back pain. In this program, you'll learn these things (and much more):



- How to eliminate your back pain as quickly as possible (HINT: you must do the exercises in the right order so they build on each other and your progress is multiplied!)
- What most trainers and physical therapists don't know about back pain and the Gluteus Medius
- Why exercises that target your knees and hips also strengthen the Gluteus Medius and help with back pain

Learn more at: www.GluteusMediusExercises.com

Best Gluteus Maximus Exercises

This is a fast, simple, safe, and effective program for improving your Gluteus Maximus. Most health and fitness professionals don't know about this program, or are doing it wrong. In as little as 7 days, you can go back to pain-free walking, running and living! Here are a few samples of what you'll learn in the program:




- Stretches and exercises that actually make your Gluteus Maximus **WORSE**
- Common mistakes people make doing Gluteus Maximus exercises
- The correct form for all of the exercises, shown step-by-step on easy-to-follow videos

Learn more at: www.BestGluteusMaximusExercises.com

How To Speed Up Recovery Between Workouts

Do you want to get better results from your workouts? Experience fewer aches, pains and injuries between workouts? Spend less time and money at the massage therapist? This comprehensive video program is going to help you achieve all that and more. Here are just a few of the things you'll be learning:

- What you should NEVER do if you have aches and pains between workouts
- 3 techniques and unconventional tools that RAPIDLY speed recovery between workouts
- How to get the powerful recovery effects of massage, WITHOUT SPENDING A CENT!



Learn more at: www.RecoveryWorkouts.com

No More Neck Pain

What if you could PERMANENTLY end your neck pain? This INNOVATIVE video program will teach you the simple movements and proven exercises that will make that a reality for you. Here are a few of the things you'll learn:

- An UNUSUAL technique that can start melting your neck pain away IMMEDIATELY
- How to get lasting, long- term relief for your neck... not just a temporary fix
- What I learned working with hundreds of clients with neck pain that most other professionals will never know



Learn more at: www.NeckPainSolved.com

Erase Foot & Heel Pain (Plantar Fasciitis)

How do you eliminate Plantar Fasciitis? Do the right exercises, in the right order, with the right amount of rest. This simple, 12-week program gives you EXACTLY what you need to permanently erase your foot and heel pain. Here's a small sampling of what you'll learn:

- Why trying to strengthen your plantar fascia is a common mistake, and only makes your heel pain WORSE (hint: the plantar fascia is not a muscle!)
- One simple technique that anyone can do... that will get rid of your Plantar Fasciitis MUCH FASTER
- How to match the right exercise routine to where you are in your recovery, so you get the best results, in the least amount of time

Learn more at: www.PlantarFasciitisReliefIn7Days.com/home11



Eliminate Thoracic Outlet Syndrome

FINALLY...a simple, but effective program to overcome your Thoracic Outlet Syndrome... without expensive appointments, drugs, or surgery. My easy-to-follow, step-by-step videos and guides will help you GET PAIN- FREE in as little as 7 days. Here are just a few examples of what you'll learn in my program:

- A strange exercise I discovered using a SMALL BALL... that erased hand numbness in LESS THAN ONE MINUTE
- How to properly adjust the intensity of each exercise you do, so you can recover as quickly as possible, but also make sure you don't re-injure yourself
- The exercises you should NEVER do if you have Thoracic Outlet Syndrome

Learn more at: www.ThoracicOutletSyndromeSolved.com



Eliminate Pain After Your Knee Replacement

This program is perfect for getting back to a pain-free life after Knee Replacement surgery. My videos and guides give you a step-by-step program that's easy and fun to follow. You'll be back to your active and enjoyable life in just a few weeks' time. Here's a small sample of what you'll learn:



- Why my program has 9 components... and why leaving any one of them out makes it much more difficult to recover and eliminate pain
- 10 different ways you can speed up your recovery after your Knee Replacement
- Why doing exercises you find on the Internet could actually RE-INJURE YOUR KNEE

Learn more at: www.KneeReplacementHandbook.com

Overcome Your Hamstring Injury

Could it really be THIS EASY to overcome your Hamstring Injury... completely on your own... without expensive physical therapy, drugs or surgery? My simple, 9-step program will erase your pain in as little as 7 days, and get you back to the full life you want. Videos, guides and photos give you the exercises and routines THAT WORK. Here's a small sampling of what you'll learn:



- Why massage isn't really helpful for Hamstring Injuries... and what is
- How to start decreasing your Hamstring pain in JUST MINUTES
- How to prevent future Hamstring Injuries

Learn more at: www.HamstringInjurySolution.com

Ankle Sprain Solved

Ankle sprains are common, and mostly a minor injury. But if they aren't properly rehabilitated, they can lead to more and greater injuries. My Ankle Sprain Solved program eliminates pain and properly heals your Ankle Sprain, so you can get back to an active and engaging life. Here are a few of the things you'll learn in the program:



- How decreasing stress and tension in your knees helps heal your Ankle Sprain
- What you need to do to PERMANENTLY heal your ankle... not just get a temporary fix
- The SINGLE most important exercise you can do to heal your Ankle Sprain

Learn more at: www.AnkleSprainSolved.com

Fix Your Frozen Shoulder

Frozen Shoulder is a common condition, but most health and fitness professionals treat it incorrectly. My program provides you with videos, guides and photos that explain this condition thoroughly, and give you a step-by-step, 7-component, 12-week program to follow that will completely eradicate your Frozen Shoulder. Here are just a few of the things you'll learn:



- The 3 most common mistakes people (and professionals) make treating Frozen Shoulder... which AGGRAVATES the condition instead of improving it
- Why stretching is an important part of fixing your Frozen Shoulder... but it's only 1 of 7 critical components in my treatment program. In my experience, the best results come when ALL 7 components are used.
- How my program is designed to provide lasting, long- term relief from Frozen Shoulder... not just a temporary fix

Learn more at: www.FrozenShoulderSolution.com

Iliotibial Band (IT Band) Syndrome Solution

IT Band Injuries are common for runners, athletes and active people. This video -based program helps you overcome IT Band Syndrome, eliminate the pain, and get back to your active lifestyle. Here are just a few of the things you'll learn and get in this program:

- A complete program THAT ACTUALLY WORKS – it has all the exercises you need, and none that you don't
- Pain- relief techniques you can start using IMMEDIATELY
- A comprehensive explanation of how IT Band Injuries occur, and what you can do to prevent them in the future

Learn more at: www.IliotibialBandSyndromeSolution.com



Eliminate Tennis Elbow

My simple, 6-step video program is PROVEN to eliminate Tennis Elbow. Before you know it, you'll once again be able to move your arms freely, pick up your kids, and grab and lift objects, all WITHOUT PAIN. Here are some of the things you'll learn in my program:


- How to diagnose yourself and make sure you definitely have Tennis Elbow
- Why you need to follow a specific plan, with a specific progression of exercises (in 3 different stages) to fully eliminate your Tennis Elbow
- How lengthening the muscles in your forearm is an important aspect of fixing your Tennis Elbow... and exactly how to do it

Learn more at: www.TennisElbowPainSolution.com



Mend Your Meniscus Tear

A Meniscus Tear is a nasty, painful injury... but my simple, step-by-step videos and guide will help you overcome it FAST, so you can get back to walking, running and having the active lifestyle you want. Here are just a few examples of what you'll learn in the program:



- Why a specific course of exercises and techniques is necessary to overcome your Meniscus Tear... and why you should NEVER just cobble together a random combination of exercises
- Why my program has 13 specific components, and why none of them should be left out
- The single most important movement you can do to heal your Meniscus and eliminate pain ASAP

Learn more at: www.MeniscusTearSolution.com

Lumbar Spinal Fusion Recovery Program

Do you have clients who are recovering from a Lumbar Spinal Fusion? I developed a special video-based exercise program for this exact situation. Video, audio and written materials give you a HIGHLY -EFFECTIVE course of treatment to get your Lumbar Spinal Fusion clients recovered QUICKLY, and give you the opportunity to earn Continuing Education Credits. Here's a tiny sampling of what you'll learn and get in the program:



- The most effective exercises for recovery from Lumbar Spinal Fusion (NOTE: most of these exercises ARE NOT taught in Personal Training Certifying Courses)
- The 5 most common reasons Lumbar Spinal Fusion surgery occurs
- A full- color HANDOUT of the EXACT Lumbar Spinal Fusion Exercise Program I give to my clients (you can print this out and give it to all your clients)

Learn more at: www.LumbarFusionExercises.com

Eliminate Sacroiliac (SI) Joint Pain FAST

This simple, step-by-step guide will finally end your SI Joint Pain. It's a safe and effective program that most health and fitness professionals don't know about, or are doing wrong. Here are just a few of the things you'll learn:



- How Sacroiliac pain is different from regular back pain... and what to do differently to treat it
- Why doing SI Joint Pain exercises in a certain order is crucial, and what the correct order is
- The ONE movement you MUST do in order to overcome your SI Joint Pain

Learn more at: www.SacroiliacPainSolution.com/end-si-joint-pain

Eliminate Stubborn Knee Pain (Patellofemoral Syndrome)

Patellofemoral Syndrome is a common condition that causes knee pain, especially for runners. Most health and fitness professionals are ineffective at treating this condition, so I created my Patellofemoral Syndrome Solution video program, which is backed by research and 16 years of hands-on experience treating thousands of people with knee pain. Here are just a few of the things you'll learn in my program:



- Why stretching DOESN'T fix Patellofemoral Syndrome
- How you can use common household items to perform all the exercises you need to ELIMINATE YOUR KNEE PAIN and get rid of Patellofemoral Syndrome FOR GOOD
- Why the order in which you do the exercises is important for success

Learn more at: www.PatellofemoralSyndromeSolution.com

Shin Splints Solved

Shin Splints is a common condition, especially for runners, but most of the advice out there for treating it is ineffectual. I designed my Shin Splints Solved program after 6 years at university, 16 years of personally treating clients, and careful scrutiny of 22 relevant medical research papers. This program is HIGHLY -EFFECTIVE at eliminating Shin Splints and shin pain. You WILL be running again – without pain – before you know it! Here’s just a small sample of what you’ll learn in my program:



- Why ice and stretching are only temporary fixes for Shin Splints... and what to do instead to get long-lasting relief
- Why most trainers and therapists take a shotgun approach to prescribing more and more exercises, while I ask you to focus ONLY on the exercises you absolutely need (those that are most effective at eliminating Shin Splints)
- Why most health and fitness professionals don’t have you strengthen your ankles... and why you MUST if you want to erase shin pain

Learn more at: www.ShinSplintsSolved.com

Jumper’s Knee Solution

Do your knees hurt when you run or jump, especially while playing sports like basketball or volleyball? My Jumper’s Knee Solution program is for you! It’s a video- based exercise program that will get you back to your sports in as little as 7 days. What will you learn?



- The specific exercises that will make your pain go away FOR GOOD
- Which exercises you should NEVER do if you have Jumper’s Knee
- The 10 simple steps you need to follow – IN THE CORRECT ORDER – to eliminate Jumper’s Knee

Learn more at: www.JumpersKneeSolution.com